



# Auto-Callable Contingent Coupon Barrier VanEck Vectors® Gold Miners ETF, Due December 19, 2019

## INVESTMENT THESIS

- Receive a Contingent Coupon Payment of [10.00-11.00]% per annum (to be determined on the Trade Date), if the closing level of the Reference Stock is at or above the Coupon Barrier on any quarterly Observation Date.
- The notes will be automatically called on any Observation Date beginning on December 18, 2017, if the closing level of the Reference Stock is at or above the Initial Stock Price.
- Subject to one-for-one loss of the principal amount at maturity for any percentage decrease in the Reference Stock if the Final Stock Price is below the Trigger Price.
- All payments on the notes will be made in cash.

## PRELIMINARY KEY TERMS

- Reference Stock: VanEck Vectors® Gold Miners ETF
- Contingent Coupon: [10.00-11.00]% per annum (to be determined on the trade date)
- Coupon Barrier and Trigger Price: 60% of the Initial Stock Price
- Observation Dates: Quarterly
- Coupon Payment Dates: 3 business days after each Observation Date

## KEY RISK FACTORS

- The notes are subject to Royal Bank of Canada's credit risk.
- The notes may not pay interest.
- The notes are subject to automatic call.
- The notes are not principal protected.
- Your return on the notes is limited to the Contingent Coupon.
- Your notes are likely to have limited liquidity.

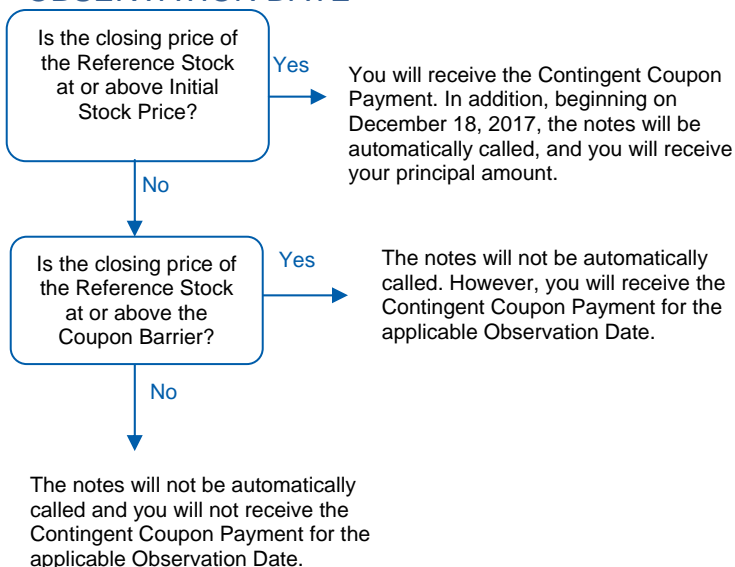
## TAX

- Each investor will agree to treat the notes as a pre-paid contingent income-bearing derivative contract for U.S. federal income tax purposes, as described in more detail in the product supplement.

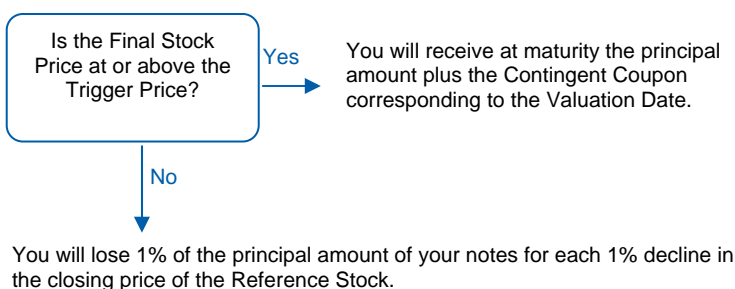
## ORDER DEADLINE

RBCCM will accept orders to purchase the notes until December 16, 2016.

## DETERMINING PAYMENT ON AN OBSERVATION DATE



## DETERMINING PAYMENT AT MATURITY





The information in this preliminary terms supplement is not complete and may be changed.

## Preliminary Terms Supplement

Subject to Completion:

Dated December 1, 2016

Pricing Supplement Dated December \_\_, 2016 to the Product Prospectus Supplement No. TP-1, dated January 8, 2016, and the Prospectus Supplement and Prospectus, Each Dated January 8, 2016

\$ \_\_\_\_\_  
Auto-Callable Contingent Coupon Barrier  
Notes Linked to the VanEck Vectors® Gold  
Miners ETF, Due December 19, 2019  
Royal Bank of Canada

Royal Bank of Canada is offering Auto-Callable Contingent Coupon Barrier Notes (the "Notes") linked to the VanEck Vectors® Gold Miners ETF (the "Reference Stock"). The Notes offered are senior unsecured obligations of Royal Bank of Canada, will pay a Contingent Coupon at the rate and under the circumstances specified below, and will have the terms described in the documents described above, as supplemented or modified by this terms supplement. The Notes will not be listed on any securities exchange.

The Notes do not guarantee any return of principal at maturity. Any payments on the Notes are subject to our credit risk.

Investing in the Notes involves a number of risks. See "Risk Factors" beginning on page PS-5 of the product prospectus supplement dated January 8, 2016, on page S-1 of the prospectus supplement dated January 8, 2016, and "Selected Risk Considerations" beginning on page P-7 of this terms supplement.

The Notes will not constitute deposits insured by the Canada Deposit Insurance Corporation, the U.S. Federal Deposit Insurance Corporation or any other Canadian or U.S. government agency or instrumentality.

Neither the Securities and Exchange Commission nor any state securities commission has approved or disapproved of the Notes or determined that this terms supplement is truthful or complete. Any representation to the contrary is a criminal offense.

<b>Issuer:</b>	Royal Bank of Canada	<b>Listing:</b>	None
<b>Trade Date:</b>	December 16, 2016	<b>Principal Amount:</b>	\$1,000 per Note
<b>Issue Date:</b>	December 21, 2016	<b>Maturity Date:</b>	December 19, 2019
<b>Observation Dates:</b>	Quarterly, as set forth on page P-2 of this terms supplement.	<b>Coupon Payment Dates:</b>	Quarterly, as set forth on page P-2 of this terms supplement.
<b>Valuation Date:</b>	December 16, 2019	<b>Contingent Coupon Rate:</b>	[10.00-11.00]% per annum (to be determined on the Trade Date)
<b>Initial Stock Price:</b>	The closing price of the Reference Stock on the Trade Date.		
<b>Final Stock Price:</b>	The closing price of the Reference Stock on the Valuation Date.		
<b>Call Stock Price:</b>	100% of the Initial Stock Price.		
<b>Trigger Price and Coupon Barrier:</b>	60% of the Initial Stock Price.		
<b>Contingent Coupon:</b>	If the closing price of the Reference Stock is greater than or equal to the Coupon Barrier on the applicable Observation Date, we will pay the Contingent Coupon applicable to that Observation Date. You may not receive any Contingent Coupons during the term of the Notes.		
<b>Payment at Maturity (if held to maturity):</b>	If the Notes are not previously called, we will pay you at maturity an amount based on the Final Stock Price of the Reference Stock: For each \$1,000 in principal amount, \$1,000 plus the Contingent Coupon at maturity, unless the Final Stock Price is less than the Trigger Price. If the Final Stock Price is less than the Trigger Price, then the investor will receive at maturity, for each \$1,000 in principal amount, a cash payment equal to: $\$1,000 + (\$1,000 \times \text{Reference Stock Return})$ <i>Investors could lose some or all of the value of their initial investment if there has been a decline in the trading price of the Reference Stock.</i>		
<b>Call Feature:</b>	The Notes will be automatically called for 100% of their principal amount, plus accrued interest, if the closing price of the Reference Stock is greater than or equal to the Call Stock Price on any Observation Date beginning on December 18, 2017.		
<b>Call Settlement Dates:</b>	The Coupon Payment Date corresponding to that Observation Date.		
<b>CUSIP:</b>	78012KWF0		

	Per Note	Total
Price to public	100.00%	\$
Underwriting discounts and commissions	2.25%	\$
Proceeds to Royal Bank of Canada	97.75%	\$

The initial estimated value of the Notes as of the date of this terms supplement is \$952.70 per \$1,000 in principal amount, which is less than the price to public. The final pricing supplement relating to the Notes will set forth our estimate of the initial value of the Notes as of the Trade Date, which will not be less than \$932.70 per \$1,000 in principal amount. The actual value of the Notes at any time will reflect many factors, cannot be predicted with accuracy, and may be less than this amount. We describe our determination of the initial estimated value in more detail below.

If the Notes priced on the date of this terms supplement, RBC Capital Markets, LLC, which we refer to as RBCCM, acting as agent for Royal Bank of Canada, would receive a commission of approximately \$22.50 per \$1,000 in principal amount of the Notes and would use a portion of that commission to allow selling concessions to other dealers of up to approximately \$22.50 per \$1,000 in principal amount of the Notes. The other dealers may forgo, in their sole discretion, some or all of their selling concessions. See "Supplemental Plan of Distribution (Conflicts of Interest)" on page P-16 below.

We may use this terms supplement in the initial sale of the Notes. In addition, RBCCM or another of our affiliates may use this terms supplement in a market-making transaction in the Notes after their initial sale. **Unless we or our agent informs the purchaser otherwise in the confirmation of sale, this terms supplement is being used in a market-making transaction.**

## SUMMARY

*The information in this “Summary” section is qualified by the more detailed information set forth in this terms supplement, the product prospectus supplement, the prospectus supplement, and the prospectus.*

General:	This terms supplement relates to an offering of Auto-Callable Contingent Coupon Barrier Notes (the “Notes”) linked to the VanEck Vectors® Gold Miners ETF (the “Reference Stock”).
Issuer:	Royal Bank of Canada (“Royal Bank”)
Issue:	Senior Global Medium-Term Notes, Series G
Trade Date:	December 16, 2016
Issue Date:	December 21, 2016
Term:	Approximately three (3) years
Denominations:	Minimum denomination of \$1,000, and integral multiples of \$1,000 thereafter.
Designated Currency:	U.S. Dollars
Contingent Coupon:	<p>We will pay you a Contingent Coupon during the term of the Notes, periodically in arrears on each Coupon Payment Date, under the conditions described below:</p> <ul style="list-style-type: none"> <li>• If the closing price of the Reference Stock is greater than or equal to the Coupon Barrier on the applicable Observation Date, we will pay the Contingent Coupon applicable to that Observation Date.</li> <li>• If the closing price of the Reference Stock is less than the Coupon Barrier on the applicable Observation Date, we will not pay you the Contingent Coupon applicable to that Observation Date.</li> </ul> <p><i>You may not receive a Contingent Coupon for one or more quarterly periods during the term of the Notes.</i></p>
Contingent Coupon Rate:	[10.00-11.00]% per annum ([2.50-2.75]% per quarter), to be determined on the Trade Date.
Observation Dates:	Quarterly, on March 16, 2017, June 16, 2017, September 18, 2017, December 18, 2017, March 16, 2018, June 18, 2018, September 17, 2018, December 17, 2018, March 18, 2019, June 17, 2019, September 16, 2019 and the Valuation Date.
Coupon Payment Dates:	The Contingent Coupon, if applicable, will be paid on March 21, 2017, June 21, 2017, September 21, 2017, December 21, 2017, March 21, 2018, June 21, 2018, September 20, 2018, December 20, 2018, March 21, 2019, June 20, 2019, September 19, 2019 and the Maturity Date.
Call Feature:	If, on any Observation Date beginning on December 18, 2017, the closing price of the Reference Stock is greater than or equal to the Call Stock Price, then the Notes will be automatically called.
Payment if Called:	If the Notes are automatically called, then, on the applicable Call Settlement Date, for each \$1,000 principal amount, you will receive \$1,000 plus the Contingent Coupon otherwise due on that Call Settlement Date.
Call Settlement Dates:	If the Notes are called on any Observation Date, the Call Settlement Date will be the Coupon Payment Date corresponding to that Observation Date.
Valuation Date:	December 16, 2019
Maturity Date:	December 19, 2019
Initial Stock Price:	The closing price of the Reference Stock on the Trade Date.
Final Stock Price:	The closing price of the Reference Stock on the Valuation Date.
Call Stock Price:	100% of the Initial Stock Price.
Trigger Price and Coupon Barrier:	60% of the Initial Stock Price.

Payment at Maturity (if held to maturity):	<p>If the Notes are not previously called, we will pay you at maturity an amount based on the Final Stock Price of the Reference Stock:</p> <ul style="list-style-type: none"> <li>• If the Final Stock Price is greater than or equal to the Trigger Price, we will pay you a cash payment equal to the principal amount plus the Contingent Coupon otherwise due on the Maturity Date.</li> <li>• If the Final Stock Price is below the Trigger Price, you will receive at maturity, for each \$1,000 in principal amount, in addition to any accrued and unpaid interest, a cash payment equal to:  <math display="block">\\$1,000 + (\\$1,000 \times \text{Reference Stock Return})</math> </li> </ul> <p>The amount of cash that you receive will be less than your principal amount, if anything, resulting in a loss that is proportionate to the decline of the Reference Stock from the Trade Date to the Valuation Date. <i>Investors in the Notes could lose some or all of their investment if there has been a decline in the trading price of the Reference Stock below the Trigger Price.</i></p>
Reference Stock Return:	$\frac{\text{Final Stock Price} - \text{Initial Stock Price}}{\text{Initial Stock Price}}$
Stock Settlement:	Not applicable. Payments on the Notes will be made solely in cash.
Market Disruption Events:	The occurrence of a market disruption event (or a non-trading day) as to the Reference Stock will result in the postponement of an Observation Date or the Valuation Date, as described in the product prospectus supplement.
Calculation Agent:	RBC Capital Markets, LLC ("RBCCM")
U.S. Tax Treatment:	<p>By purchasing a Note, each holder agrees (in the absence of a change in law, an administrative determination or a judicial ruling to the contrary) to treat the Note as a callable pre-paid cash-settled contingent income-bearing derivative contract for U.S. federal income tax purposes. However, the U.S. federal income tax consequences of your investment in the Notes are uncertain and the Internal Revenue Service could assert that the Notes should be taxed in a manner that is different from that described in the preceding sentence. Please see the discussion (including the opinion of our counsel Morrison &amp; Foerster LLP) in the product prospectus supplement under "Supplemental Discussion of U.S. Federal Income Tax Consequences," which applies to the Notes.</p>
Secondary Market:	RBCCM (or one of its affiliates), though not obligated to do so, may maintain a secondary market in the Notes after the Issue Date. The amount that you may receive upon sale of the Notes prior to maturity may be less than the principal amount of those Notes.
Listing:	None
Settlement:	DTC global notes
Terms Incorporated in the Master Note:	All of the terms appearing above the item captioned "Secondary Market" on the cover page and pages P-2 and P-3 of this terms supplement and the terms appearing under the caption "General Terms of the Notes" in the product prospectus supplement.

## ADDITIONAL TERMS OF YOUR NOTES

You should read this terms supplement together with the prospectus dated January 8, 2016, as supplemented by the prospectus supplement dated January 8, 2016 and the product prospectus supplement dated January 8, 2016, relating to our Senior Global Medium-Term Notes, Series G, of which these Notes are a part. Capitalized terms used but not defined in this terms supplement will have the meanings given to them in the product prospectus supplement. In the event of any conflict, this terms supplement will control. The Notes vary from the terms described in the product prospectus supplement in several important ways. You should read this terms supplement carefully.

This terms supplement, together with the documents listed below, contains the terms of the Notes and supersedes all prior or contemporaneous oral statements as well as any other written materials including preliminary or indicative pricing terms, correspondence, trade ideas, structures for implementation, sample structures, brochures or other educational materials of ours. You should carefully consider, among other things, the matters set forth in “Risk Factors” in the prospectus supplement dated January 8, 2016 and in the product prospectus supplement dated January 8, 2016, as the Notes involve risks not associated with conventional debt securities. We urge you to consult your investment, legal, tax, accounting and other advisors before you invest in the Notes. You may access these documents on the Securities and Exchange Commission (the “SEC”) website at [www.sec.gov](http://www.sec.gov) as follows (or if that address has changed, by reviewing our filings for the relevant date on the SEC website):

Prospectus dated January 8, 2016:

<http://www.sec.gov/Archives/edgar/data/1000275/000121465916008810/j18160424b3.htm>

Prospectus Supplement dated January 8, 2016:

<http://www.sec.gov/Archives/edgar/data/1000275/000121465916008811/p14150424b3.htm>

Product Prospectus Supplement dated January 8, 2016:

<https://www.sec.gov/Archives/edgar/data/1000275/000114036116047446/form424b5.htm>

Our Central Index Key, or CIK, on the SEC website is 1000275. As used in this terms supplement, “we,” “us,” or “our” refers to Royal Bank of Canada.

**Royal Bank of Canada has filed a registration statement (including a product prospectus supplement, a prospectus supplement, and a prospectus) with the SEC for the offering to which this terms supplement relates. Before you invest, you should read those documents and the other documents relating to this offering that we have filed with the SEC for more complete information about us and this offering. You may obtain these documents without cost by visiting EDGAR on the SEC website at [www.sec.gov](http://www.sec.gov). Alternatively, Royal Bank of Canada, any agent or any dealer participating in this offering will arrange to send you the product prospectus supplement, the prospectus supplement and the prospectus if you so request by calling toll-free at 1-866-609-6009.**

## HYPOTHETICAL EXAMPLES

The examples below are based on the following terms:

Hypothetical Initial Stock Price:	\$100.00*
Hypothetical Trigger Price and Coupon Barrier:	\$60.00, which is 60.00% of the hypothetical Initial Stock Price
Hypothetical Call Stock Price:	\$100.00, which is 100% of the Initial Stock Price
Observation Dates:	Quarterly
Principal Amount:	\$1,000 per Note

\* The hypothetical Initial Stock Price of \$100 used in the examples below has been chosen for illustrative purposes only and does not represent the actual expected Initial Stock Price. The actual Initial Stock Price will be set forth on the cover page of the final pricing supplement relating to the Notes.

Final Stock Price	Reference Stock Return	Payment at Maturity (assuming that the Notes were not previously called)*
\$200.00	100%	\$1,000
\$190.00	90%	\$1,000
\$170.00	70%	\$1,000
\$150.00	50%	\$1,000
\$140.00	40%	\$1,000
\$130.00	30%	\$1,000
\$120.00	20%	\$1,000
\$110.00	10%	\$1,000
\$100.00	0%	\$1,000
\$90.00	-10%	\$1,000
\$80.00	-20%	\$1,000
\$70.00	-30%	\$1,000
\$60.00	-40%	\$1,000
\$50.00	-50%	\$500
\$40.00	-60%	\$400
\$30.00	-70%	\$300
\$10.00	-90%	\$100
\$0.00	-100%	\$0.00

\* Excluding any accrued but unpaid interest.

The following examples illustrate how the payments at maturity set forth in the table above are calculated.

**Example 1: The price of the Reference Stock increases to a Final Stock Price of \$150.00.**

Because the Final Stock Price is greater than the Trigger Price, an investor will receive at maturity, in addition to the final contingent coupon payment on the Notes, a payment of \$1,000 per \$1,000 in principal amount of the Notes.

**Example 2: The price of the Reference Stock decreases to a Final Stock Price of \$90.00.**

Although the Final Stock Price is less than the Initial Stock Price, the Final Stock Price is above the Trigger Price. Because the Final Stock Price is above the Trigger Price, an investor will receive at maturity, in addition to the final contingent coupon payment on the Notes, a payment of \$1,000 per \$1,000 in principal amount of the Notes.

**Example 3: The price of the Reference Stock decreases to a Final Stock Price of \$40.00.**

Because the Final Stock Price is less than the Trigger Price, no coupon will be payable for the final interest period, and an investor will receive an amount that will be calculated as follows:

$$\$1,000 + (\$1,000 \times \text{Reference Stock Return}) = \$1,000 + (\$1,000 \times -60\%) = \$1,000 - \$600 = \$400$$



## SELECTED RISK CONSIDERATIONS

An investment in the Notes involves significant risks. Investing in the Notes is not equivalent to investing directly in the Reference Stock. These risks are explained in more detail in the section “Risk Factors” beginning on page PS-5 of the product prospectus supplement. In addition to the risks described in the prospectus supplement and the product prospectus supplement, you should consider the following:

- **Principal at Risk** — Investors in the Notes could lose some or a substantial portion of their principal amount if there is a decline in the trading price of the Reference Stock between the Trade Date and the Valuation Date. If the Notes are not automatically called and the Final Stock Price on the Valuation Date is less than the Trigger Price, the amount of cash that you receive at maturity will represent a loss of your principal that is proportionate to the decline in the closing price of the Reference Stock from the Trade Date to the Valuation Date. Any Contingent Coupons received on the Notes prior to the maturity date may not be sufficient to compensate for any such loss.
- **The Notes Are Subject to an Automatic Call** — If on any Observation Date beginning on December 18, 2017, the closing price of the Reference Stock is greater than or equal to the Call Stock Price, then the Notes will be automatically called. If the Notes are automatically called, then, on the applicable Call Settlement Date, for each \$1,000 in principal amount, you will receive \$1,000 plus the Contingent Coupon otherwise due on that Call Settlement Date. You will not receive any coupon payments after the Call Settlement Date. You may be unable to reinvest your proceeds from the automatic call in an investment with a return that is as high as the return on the Notes would have been if they had not been called.
- **You May Not Receive Any Contingent Coupons** — We will not necessarily make any coupon payments on the Notes. If the closing price of the Reference Stock on an Observation Date is less than the Coupon Barrier, we will not pay you the Contingent Coupon applicable to that Observation Date. If the closing price of the Reference Stock is less than the Coupon Barrier on each of the Observation Dates and on the Valuation Date, we will not pay you any Contingent Coupons during the term of, and you will not receive a positive return on, your Notes. Generally, the non-payment of the Contingent Coupon coincides with a period of greater risk of principal loss on your Notes. Accordingly, if we do not pay the Contingent Coupon for the final Observation Date on the Maturity Date, you will also incur a loss of principal, because the Final Stock Price will be less than the Trigger Price.
- **The Call Feature and the Contingent Coupon Feature Limit Your Potential Return** — The return potential of the Notes is limited to the pre-specified Contingent Coupon Rate, regardless of the appreciation of the Reference Stock. In addition, the total return on the Notes will vary based on the number of Observation Dates on which the Contingent Coupon becomes payable prior to maturity or an automatic call. Further, if the Notes are called due to the Call Feature, you will not receive any Contingent Coupons or any other payment in respect of any Observation Dates after the applicable Call Settlement Date. Since the Notes could be called as early as December 2017, the total return on the Notes could be limited to one year. If the Notes are not called, you may be subject to the full downside performance of the Reference Stock even though your potential return is limited to the Contingent Coupon Rate. As a result, the return on an investment in the Notes could be less than the return on a direct investment in the Reference Stock.
- **Reinvestment Risk** — If your Notes are redeemed early, the term of the Notes may be as short as approximately three months. You may be unable to reinvest the proceeds from an investment in the Notes at a comparable return for a similar level of risk if the Notes are redeemed prior to the Maturity Date.
- **Your Return May Be Lower than the Return on a Conventional Debt Security of Comparable Maturity** — The return that you will receive on the Notes, which could be negative, may be less than the return you could earn on other investments. Even if your return is positive, your return may be less than the return you would earn if you bought a conventional senior interest bearing debt security of Royal Bank.



- **Payments on the Notes Are Subject to Our Credit Risk, and Changes in Our Credit Ratings Are Expected to Affect the Market Value of the Notes** — The Notes are Royal Bank's senior unsecured debt securities. As a result, your receipt of the amount due on any relevant payment date is dependent upon Royal Bank's ability to repay its obligations at that time. This will be the case even if the price of the Reference Stock increases after the Trade Date. No assurance can be given as to what our financial condition will be during the term of the Notes.
- **There May Not Be an Active Trading Market for the Notes-Sales in the Secondary Market May Result in Significant Losses** — There may be little or no secondary market for the Notes. The Notes will not be listed on any securities exchange. RBCCM and other affiliates of Royal Bank may make a market for the Notes; however, they are not required to do so. RBCCM or any other affiliate of Royal Bank may stop any market-making activities at any time. Even if a secondary market for the Notes develops, it may not provide significant liquidity or trade at prices advantageous to you. We expect that transaction costs in any secondary market would be high. As a result, the difference between bid and asked prices for your Notes in any secondary market could be substantial.
- **Owning the Notes Is Not the Same as Owning the Reference Stock** — The return on your Notes is unlikely to reflect the return you would realize if you actually owned the Reference Stock. For instance, you will not receive or be entitled to receive any dividend payments or other distributions on the securities held by GDX during the term of your Notes. As an owner of the Notes, you will not have voting rights or any other rights that holders of the Reference Stock may have. Furthermore, the Reference Stock may appreciate substantially during the term of the Notes, while your potential return will be limited to the applicable Contingent Coupon payments.
- **There Is No Affiliation Between the Investment Advisor or the Index Sponsor and RBCCM, and RBCCM Is Not Responsible for any Disclosure by the Investment Advisor or the Index Sponsor** — We are not affiliated with the investment adviser of GDX or the index sponsor of its underlying index. However, we and our affiliates may currently, or from time to time in the future, engage in business with these entities. Nevertheless, neither we nor our affiliates assume any responsibilities for the accuracy or the completeness of any information that any other entity prepares. You, as an investor in the Notes, should make your own investigation into the Reference Stock and the companies in which it invests. None of these companies are involved in this offering, and have no obligation of any sort with respect to your Notes. These companies have no obligation to take your interests into consideration for any reason, including when taking any corporate actions that might affect the value of your Notes.
- **Adjustments to the Reference Stock Could Adversely Affect the Notes** — Van Eck Associates Corporation ("Van Eck"), as the investment adviser of the GDX, is responsible for calculating and maintaining the Reference Stock. The investment adviser can add, delete or substitute the stocks comprising the Reference Stock. The investment adviser may make other methodological changes that could change the price of the Reference Stock at any time. If one or more of these events occurs, the calculation of the closing price of the Reference Stock on an Observation Date or of the amount payable at maturity may be adjusted to reflect such event or events. Consequently, any of these actions could affect the payments on the Notes and their market value at any time.
- **Changes that Affect the Underlying Index of the Reference Stock Will Affect the Market Value of the Notes and the Amount You Will Receive at Maturity** — The policies of the sponsor of the underlying index of the Reference Stock concerning the calculation of that index, additions, deletions or substitutions of the components of that index and the manner in which changes affecting those components, such as stock dividends, reorganizations or mergers, may be reflected in that index and, therefore, could affect the share price of the Reference Stock, whether the Notes are called on an Observation Date, the amount payable on the Notes at maturity, if applicable, and the market value of the Notes prior to maturity. The amount payable on the Notes and their market value could also be affected if the sponsor changes these policies, for example, by changing the manner in which it calculates the index, or if the calculation or publication of the index is discontinued or suspended.

- **Our Business Activities May Create Conflicts of Interest** — We and our affiliates expect to engage in trading activities related to the Reference Stock or the securities held by the Reference Stock that are not for the account of holders of the Notes or on their behalf. These trading activities may present a conflict between the holders' interests in the Notes and the interests we and our affiliates will have in their proprietary accounts, in facilitating transactions, including options and other derivatives transactions, for their customers and in accounts under their management. These trading activities, if they influence the prices of the Reference Stock, could be adverse to the interests of the holders of the Notes. We and one or more of our affiliates may, at present or in the future, engage in business with GDX or the issuers of the securities held by GDX, including making loans to or providing advisory services. These services could include investment banking and merger and acquisition advisory services. These activities may present a conflict between our or one or more of our affiliates' obligations and your interests as a holder of the Notes. Moreover, we and our affiliates may have published, and in the future expect to publish, research reports with respect to the Reference Stock. This research is modified from time to time without notice and may express opinions or provide recommendations that are inconsistent with purchasing or holding the Notes. Any of these activities by us or one or more of our affiliates may affect the price of the Reference Stock, and, therefore, the market value of the Notes.
- **The Initial Estimated Value of the Notes Will Be Less than the Price to the Public** – The initial estimated value set forth on the cover page and that will be set forth in the final pricing supplement for the Notes does not represent a minimum price at which we, RBCCM or any of our affiliates would be willing to purchase the Notes in any secondary market (if any exists) at any time. If you attempt to sell the Notes prior to maturity, their market value may be lower than the price you paid for them and the initial estimated value. This is due to, among other things, changes in the price of the Reference Stock, the borrowing rate we pay to issue securities of this kind, and the inclusion in the price to the public of the underwriting discount and the estimated costs relating to our hedging of the Notes. These factors, together with various credit, market and economic factors over the term of the Notes, are expected to reduce the price at which you may be able to sell the Notes in any secondary market and will affect the value of the Notes in complex and unpredictable ways. Assuming no change in market conditions or any other relevant factors, the price, if any, at which you may be able to sell your Notes prior to maturity may be less than your original purchase price, as any such sale price would not be expected to include the underwriting discount and the hedging costs relating to the Notes. In addition to bid-ask spreads, the value of the Notes determined for any secondary market price is expected to be based on the secondary rate rather than the internal funding rate used to price the Notes and determine the initial estimated value. As a result, the secondary price will be less than if the internal funding rate was used. The Notes are not designed to be short-term trading instruments. Accordingly, you should be able and willing to hold your Notes to maturity.
- **The Initial Estimated Value of the Notes on the Cover Page and That We Will Provide in the Final Pricing Supplement Are Estimates Only, Calculated as of the Time the Terms of the Notes Are Set** – The initial estimated value of the Notes will be based on the value of our obligation to make the payments on the Notes, together with the mid-market value of the derivative embedded in the terms of the Notes. See "Structuring the Notes" below. Our estimates are based on a variety of assumptions, including our credit spreads, expectations as to dividends, interest rates and volatility, and the expected term of the Notes. These assumptions are based on certain forecasts about future events, which may prove to be incorrect. Other entities may value the Notes or similar securities at a price that is significantly different than we do.

The value of the Notes at any time after the Trade Date will vary based on many factors, including changes in market conditions, and cannot be predicted with accuracy. As a result, the actual value you would receive if you sold the Notes in any secondary market, if any, should be expected to differ materially from the initial estimated value of your Notes.

- **Market Disruption Events and Adjustments** – The payment at maturity, each Observation Date, and the Valuation Date are subject to adjustment as described in the product prospectus supplement. For a description of what constitutes

a market disruption event as well as the consequences of that market disruption event, see “General Terms of the Notes—Market Disruption Events” in the product prospectus supplement.

- **The Holdings of the VanEck Vectors Gold Miners ETF® Are Concentrated in the Gold and Silver Mining Industries** — All or substantially all of the stocks held by the GDX are issued by gold or silver mining companies. As a result, the stocks that will determine the performance of the GDX are concentrated in one sector. Although an investment in the Notes will not give holders any ownership or other direct interests in the stocks held by the GDX, the return on the Notes will be subject to certain risks associated with a direct equity investment in gold or silver mining companies.

In addition, these companies are highly dependent on the price of gold or silver, as applicable. These prices fluctuate widely and may be affected by numerous factors. Factors affecting gold prices include economic factors, including, among other things, the structure of and confidence in the global monetary system, expectations of the future rate of inflation, the relative strength of, and confidence in, the U.S. dollar (the currency in which the price of gold is generally quoted), interest rates and gold borrowing and lending rates, and global or regional economic, financial, political, regulatory, judicial or other events. Gold prices may also be affected by industry factors such as industrial and jewelry demand, lending, sales and purchases of gold by the official sector, including central banks and other governmental agencies and multilateral institutions which hold gold, levels of gold production and production costs, and short-term changes in supply and demand because of trading activities in the gold market. Factors affecting silver prices include general economic trends, technical developments, substitution issues and regulation, as well as specific factors including industrial and jewelry demand, expectations with respect to the rate of inflation, the relative strength of the U.S. dollar (the currency in which the price of silver is generally quoted) and other currencies, interest rates, central bank sales, forward sales by producers, global or regional political or economic events, and production costs and disruptions in major silver producing countries such as Mexico and Peru. The supply of silver consists of a combination of new mine production and existing stocks of bullion and fabricated silver held by governments, public and private financial institutions, industrial organizations and private individuals. In addition, the price of silver has on occasion been subject to very rapid short-term changes due to speculative activities. From time to time, above-ground inventories of silver may also influence the market.

On the other hand, the GDX reflects the performance of shares of gold and silver mining companies and not gold bullion or silver bullion. The GDX may under- or over-perform gold bullion and/or silver bullion over the term of the Notes.

- **Relationship to Gold and Silver Bullion** — The GDX measures the performance of shares of gold and silver mining companies and not gold bullion or silver bullion. The GDX may under- or over-perform gold bullion and/or silver bullion over the term of the Notes.

## INFORMATION REGARDING THE REFERENCE STOCK

Information provided to or filed with the SEC by the VanEck Vectors® ETF Trust under the Securities Act of 1933, as amended, and the Investment Company Act of 1940, as amended, can be located by reference to SEC file numbers 333-123257 and 811-10325, respectively, through the SEC's website at <http://www.sec.gov>. In addition, information regarding the Reference Stock may be obtained from other sources including, but not limited to, press releases, newspaper articles and other publicly disseminated documents. We have not participated in the preparation of, or verified, such publicly available information. None of the forgoing documents or filings are incorporated by reference in, and should not be considered part of, this document.

The following information regarding the Reference Stock is derived from publicly available information.

We have not independently verified the accuracy or completeness of reports filed by the Reference Stock with the SEC, information published by it on its website or in any other format, information about it obtained from any other source or the information provided below.

The Notes are not sponsored, endorsed, sold or promoted by the investment adviser. The investment adviser makes no representations or warranties to the owners of the Notes or any member of the public regarding the advisability of investing in the Notes. The investment adviser has no obligation or liability in connection with the operation, marketing, trading or sale of the Notes.

We obtained the information regarding the historical performance of the Reference Stock set forth below from Bloomberg Financial Markets.

We have not independently verified the accuracy or completeness of the information obtained from Bloomberg Financial Markets. The historical performance of the Reference Stock should not be taken as an indication of its future performance, and no assurance can be given as to the market price of the Reference Stock on any Observation Date or on the Valuation Date. We cannot give you assurance that the performance of the Reference Stock will not result in the loss of all or part of your investment.

### VanEck Vectors® Gold Miners ETF ("GDX")

The GDX is an investment portfolio maintained, managed and advised by Van Eck. The GDX is an exchange traded fund that trades on NYSE Arca under the ticker symbol "GDX." The GDX seeks to provide investment results that correspond generally to the price and yield performance, before fees and expenses, of the NYSE Arca Gold Miners Index. The GDX utilizes a "passive" or "indexing" investment approach in attempting to track the performance of the underlying index. The GDX will invest in all of the securities which comprise the underlying index. The GDX will normally invest at least 95% of its total assets in common stocks that comprise the underlying index.

### The Underlying Index

The NYSE Arca Gold Miners Index is a modified market capitalization weighted index comprised of securities issued by publicly traded companies involved primarily in the mining of gold or silver. The underlying index was developed by the NYSE Amex and is calculated, maintained and published by NYSE Arca.

### Eligibility Criteria for Index Components

The underlying index includes common stocks, ADRs or GDRs of selected companies that are involved in mining for gold and silver and that are listed for trading and electronically quoted on a major stock market that is accessible by foreign investors. Generally, this includes exchanges in most developed markets and major emerging markets, and includes companies that are cross-listed, i.e., both U.S. and Canadian listings. NYSE Arca will use its discretion to avoid exchanges and markets that are considered "frontier" in nature or have major restrictions to foreign ownership. The underlying index includes companies that derive at least 50% of their revenues from gold mining and related activities

(40% for companies that are already included in the underlying index). Also, the underlying index will maintain an exposure to companies with a significant revenue exposure to silver mining in addition to gold mining, which will not exceed 20% of the underlying index weight at each rebalance.

Currently, only companies with a market capitalization of greater than \$750 million that have an average daily trading volume of at least 50,000 shares and an average daily value traded of at least \$1 million over the past three months are eligible for inclusion in the underlying index. Starting in December 2013, for companies already included in the underlying index, the market capitalization requirement at each rebalance will be \$450 million, the average daily volume requirement will be at least 30,000 shares over the past three months and the average daily value traded requirement will be at least \$600,000 over the past three months.

NYSE Arca has the discretion to not include all companies that meet the minimum criteria for inclusion.

### Calculation of the Underlying Index

The underlying index is calculated by NYSE Arca on a price return basis. The calculation is based on the current modified market capitalization divided by a divisor. The divisor was determined on the initial capitalization base of the underlying index and the base level and may be adjusted as a result of corporate actions and composition changes, as described below. The level of the underlying index was set at 500.00 on December 20, 2002 which is the index base date. The underlying index is calculated using the following formula:

$$I_t = \frac{\sum_{i=1}^N Q_{i,t} M_{i,t} C_{i,t}}{DIV}$$

Where:

t = day of calculation;

N = number of constituent equities in the underlying index;

Q<sub>i,t</sub> = number of shares of equity i on day t;

M<sub>i,t</sub> = multiplier of equity i;

C<sub>i,t</sub> = price of equity i on day t; and

DIV = current index divisor on day t.

### Underlying Index Maintenance

The underlying index is reviewed quarterly to ensure that at least 90% of the underlying index weight is accounted for by index components that continue to meet the initial eligibility requirements. NYSE Arca may at any time and from time to time change the number of securities comprising the group by adding or deleting one or more securities, or replacing one or more securities contained in the group with one or more substitute securities of its choice, if in NYSE Arca's discretion such addition, deletion or substitution is necessary or appropriate to maintain the quality and/or character of the underlying index. Components will be removed from the underlying index during the quarterly review if either (1) the market capitalization falls below \$450 million or (2) the traded average daily shares for the previous three months is less than 30,000 shares and the average daily traded value for the previous three months is less than \$600,000.

At the time of the quarterly rebalance, the component security weights (also referred to as the multiplier or share quantities of each component security) will be modified to conform to the following asset diversification requirements:

- (1) the weight of any single component security may not account for more than 20% of the total value of the underlying index;

(2) the component securities are split into two subgroups—large and small, which are ranked by market capitalization weight in the underlying index. Large securities are defined as having a starting index weight greater than or equal to 5%. Small securities are defined as having a starting index weight below 5%; and

(3) the final aggregate weight of those component securities which individually represent more than 4.5% of the total value of the underlying index may not account for more than 45% of the total index value.

The weights of the components securities (taking into account expected component changes and share adjustments) are modified in accordance with the underlying index's diversification rules.

*Diversification Rule 1:* If any component stock exceeds 20% of the total value of the underlying index, then all stocks greater than 20% of the underlying index are reduced to represent 20% of the value of the underlying index. The aggregate amount by which all component stocks are reduced is redistributed proportionately across the remaining stocks that represent less than 20% of the index value. After this redistribution, if any other stock then exceeds 20%, the stock is set to 20% of the index value and the redistribution is repeated.

*Diversification Rule 2:* The components are sorted into two groups, large are components with a starting index weight of 5% or greater and small are components with a weight of under 5% (after any adjustments for Diversification Rule 1). The large group will represent in the aggregate 45% and the small group will represent 55% in the aggregate of the final index weight. This will be adjusted through the following process: The weight of each of the large stocks will be scaled down proportionately (with a floor of 5%) so that the aggregate weight of the large components will be reduced to represent 45% of the underlying index. If any large component stock falls below a weight equal to the product of 5% and the proportion by which the stocks were scaled down following this distribution, then the weight of the stock is set equal to 5% and the components with weights greater than 5% will be reduced proportionately. The weight of each of the small components will be scaled up proportionately from the redistribution of the large components. If any small component stock exceeds a weight equal to the product of 4.5% and the proportion by which the stocks were scaled down following this distribution, then the weight of the stock is set equal to 4.5%. The redistribution of weight to the remaining stocks is repeated until the entire amount has been redistributed.

Changes to the underlying index composition and/or the component security weights in the underlying index are determined and announced prior to taking effect. These changes typically become effective after the close of trading on the third Friday of each calendar quarter month in connection with the quarterly index rebalance. The share quantities of each component security in the index portfolio remains fixed between quarterly reviews except in the event of certain types of corporate actions such as stock splits, reverse stock splits, stock dividends, or similar events. The share quantities used in the underlying index calculation are not typically adjusted for shares issued or repurchased between quarterly reviews. However, in the event of a merger between two components, the share quantities of the surviving entity may be adjusted to account for any stock issued in the acquisition. NYSE Arca may substitute securities or change the number of securities included in the underlying index, based on changing conditions in the industry or in the event of certain types of corporate actions, including mergers, acquisitions, spin-offs, and reorganizations. In the event of component or share quantity changes to the index portfolio, the payment of dividends other than ordinary cash dividends, spin-offs, rights offerings, re-capitalization, or other corporate actions affecting a component security of the underlying index, the index divisor may be adjusted to ensure that there are no changes to the index level as a result of nonmarket forces.



## Historical Information

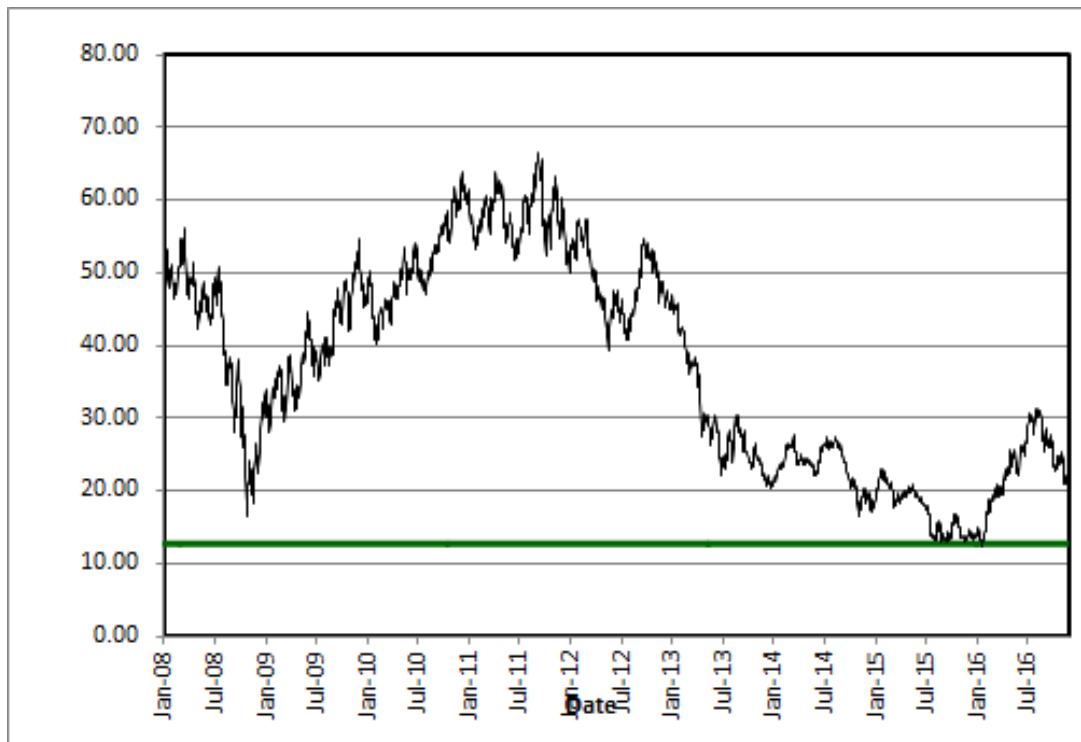
Below is a table setting forth the intra-day high, intra-day low and period-end closing prices of the Reference Stock. The information provided in the table is for the four calendar quarters of 2008, 2009, 2010, 2011, 2012, 2013, 2014 and 2015, the first, second and third calendar quarters of 2016, and for the period from October 1, 2016 to November 29, 2016.

Period-Start Date	Period-End Date	High Intra-Day Price of the Reference Stock (\$)	Low Intra-Day Price of the Reference Stock (\$)	Period-End Closing Price of the Reference Stock (\$)
1/1/2008	3/31/2008	56.87	44.88	47.75
4/1/2008	6/30/2008	51.43	41.61	48.52
7/1/2008	9/30/2008	51.83	27.36	34.08
10/1/2008	12/31/2008	35.49	15.83	33.88
1/1/2009	3/31/2009	38.93	27.15	36.88
4/1/2009	6/30/2009	45.10	30.81	37.76
7/1/2009	9/30/2009	48.40	34.05	45.29
10/1/2009	12/31/2009	55.40	40.92	46.21
1/1/2010	3/31/2010	51.16	39.48	44.41
4/1/2010	6/30/2010	54.83	45.36	51.96
7/1/2010	9/30/2010	56.86	46.80	55.93
10/1/2010	12/31/2010	64.62	53.68	61.47
1/1/2011	3/31/2011	62.02	52.47	60.06
4/1/2011	6/30/2011	64.14	51.11	54.59
7/1/2011	9/30/2011	66.97	53.03	55.19
10/1/2011	12/31/2011	63.70	49.22	51.43
1/1/2012	3/31/2012	57.93	48.05	49.57
4/1/2012	6/30/2012	50.76	39.08	44.77
7/1/2012	9/30/2012	55.25	40.41	53.71
10/1/2012	12/31/2012	54.64	44.17	46.39
1/1/2013	3/31/2013	47.52	35.57	37.85
4/1/2013	6/30/2013	37.88	22.21	24.41
7/1/2013	9/30/2013	31.35	22.79	25.06
10/1/2013	12/31/2013	26.91	20.24	21.12
1/1/2014	3/31/2014	28.02	21.27	23.60
4/1/2014	6/30/2014	26.53	21.93	26.45
7/1/2014	9/30/2014	27.77	21.29	21.35
10/1/2014	12/31/2014	22.16	16.45	18.38
1/1/2015	3/31/2015	23.22	17.29	18.24
4/1/2015	6/30/2015	21.25	17.68	17.76
7/1/2015	9/30/2015	18.03	12.62	13.74
10/1/2015	12/31/2015	17.04	12.93	13.72
1/1/2016	3/31/2016	21.42	12.41	19.98
4/1/2016	6/30/2016	27.75	19.33	27.70
7/1/2016	9/30/2016	31.79	25.17	26.43
10/1/2016	11/29/2016	26.56	20.13	21.23

**PAST PERFORMANCE IS NOT INDICATIVE OF FUTURE RESULTS.**



The graph below illustrates the performance of the Reference Stock from January 1, 2008 to November 29, 2016, assuming an Initial Stock Price of \$21.23, which was the closing price of the Reference Stock on November 29, 2016. The green line represents a hypothetical Coupon Barrier and Trigger Price of \$12.74, which is equal to 60.00% of the closing price on November 29, 2016, rounded to two decimal places. The actual Coupon Barrier and Trigger Price will be based on the closing price of the Reference Stock on the Trade Date.



## SUPPLEMENTAL PLAN OF DISTRIBUTION (CONFLICTS OF INTEREST)

We expect that delivery of the Notes will be made against payment for the Notes on or about December 21, 2016, which is the third (3rd) business day following the Trade Date (this settlement cycle being referred to as “T+3”). See “Plan of Distribution” in the prospectus dated January 8, 2016. For additional information as to the relationship between us and RBCCM, please see the section “Plan of Distribution—Conflicts of Interest” in the prospectus dated January 8, 2016.

The value of the Notes shown on your account statement may be based on RBCCM's estimate of the value of the Notes if RBCCM or another of our affiliates were to make a market in the Notes (which it is not obligated to do). That estimate will be based upon the price that RBCCM may pay for the Notes in light of then prevailing market conditions, our creditworthiness and transaction costs. For a period of approximately six months after the issue date of the Notes, the value of the Notes that may be shown on your account statement may be higher than RBCCM's estimated value of the Notes at that time. This is because the estimated value of the Notes will not include the underwriting discount and our hedging costs and profits; however, the value of the Notes shown on your account statement during that period may initially be a higher amount, reflecting the addition of RBCCM's underwriting discount and our estimated costs and profits from hedging the Notes. This excess is expected to decrease over time until the end of this period. After this period, if RBCCM repurchases your Notes, it expects to do so at prices that reflect their estimated value.

## STRUCTURING THE NOTES

The Notes are our debt securities, the return on which is linked to the performance of the Reference Stock. As is the case for all of our debt securities, including our structured notes, the economic terms of the Notes reflect our actual or perceived creditworthiness at the time of pricing. In addition, because structured notes result in increased operational, funding and liability management costs to us, we typically borrow the funds under these Notes at a rate that is more favorable to us than the rate that we might pay for a conventional fixed or floating rate debt security of comparable maturity. Using this relatively lower implied borrowing rate rather than the secondary market rate, is a factor that is likely to reduce the initial estimated value of the Notes at the time their terms are set. Unlike the estimated value included in this terms supplement or in the final pricing supplement, any value of the Notes determined for purposes of a secondary market transaction may be based on a different funding rate, which may result in a lower value for the Notes than if our initial internal funding rate were used.

In order to satisfy our payment obligations under the Notes, we may choose to enter into certain hedging arrangements (which may include call options, put options or other derivatives) on the issue date with RBCCM or one of our other subsidiaries. The terms of these hedging arrangements take into account a number of factors, including our creditworthiness, interest rate movements, the volatility of the Reference Stock, and the tenor of the Notes. The economic terms of the Notes and their initial estimated value depend in part on the terms of these hedging arrangements.

The lower implied borrowing rate is a factor that reduces the economic terms of the Notes to you. The initial offering price of the Notes also reflects the underwriting commission and our estimated hedging costs. These factors result in the initial estimated value for the Notes on the Trade Date being less than their public offering price. See “Selected Risk Considerations—The Initial Estimated Value of the Notes Will Be Less than the Price to the Public” above.