



★ The Numbers Behind the US Presidential Election ★

Molly O'Rourke, Partner, Hart Research

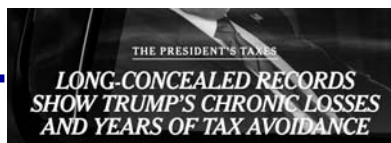
September & October 2020 surprises (so far)




9/18
Justice Ruth Bader
Ginsburg dies



9/23
Officers not
charged in death of
Breonna Taylor



9/27
NYT Trump Tax
Story Breaks



9/29
Raucous Presidential
Debate



10/2
President Tests
Positive for COVID



10/5
President released
from Reed Hospital



10/7
Vice Presidential
Debate

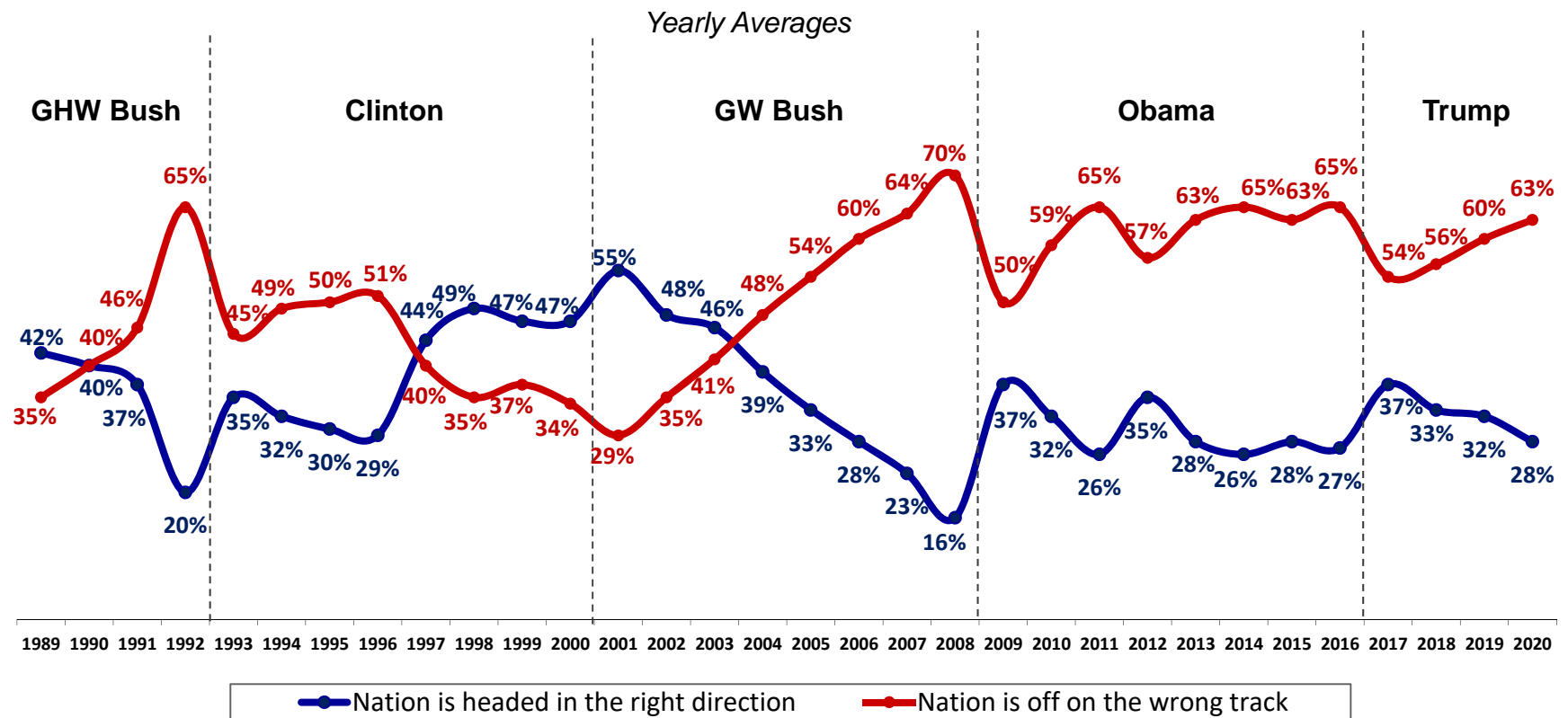


10/9
Second Presidential
Debate Cancelled



10/12
Amy Coney Barrett
confirmation hearings
begin

Right Direction/Wrong Track—U.S. Historical Trend



Data Source: NBC-WSJ poll, Mid-October 2020

Assessing the 2020 Presidential Election – October 20, 2020

Mood of the Country's Impact on Presidential Elections

| Year | Right Direction | Party Change in White House |
|-------|-----------------|-----------------------------|
| 1980* | 20% | Yes |
| 1992 | 20% | Yes |
| 2008 | 16% | Yes |
| 2020 | 28% | ? |

Data Source: NBC-WSJ poll, Mid-October 2020

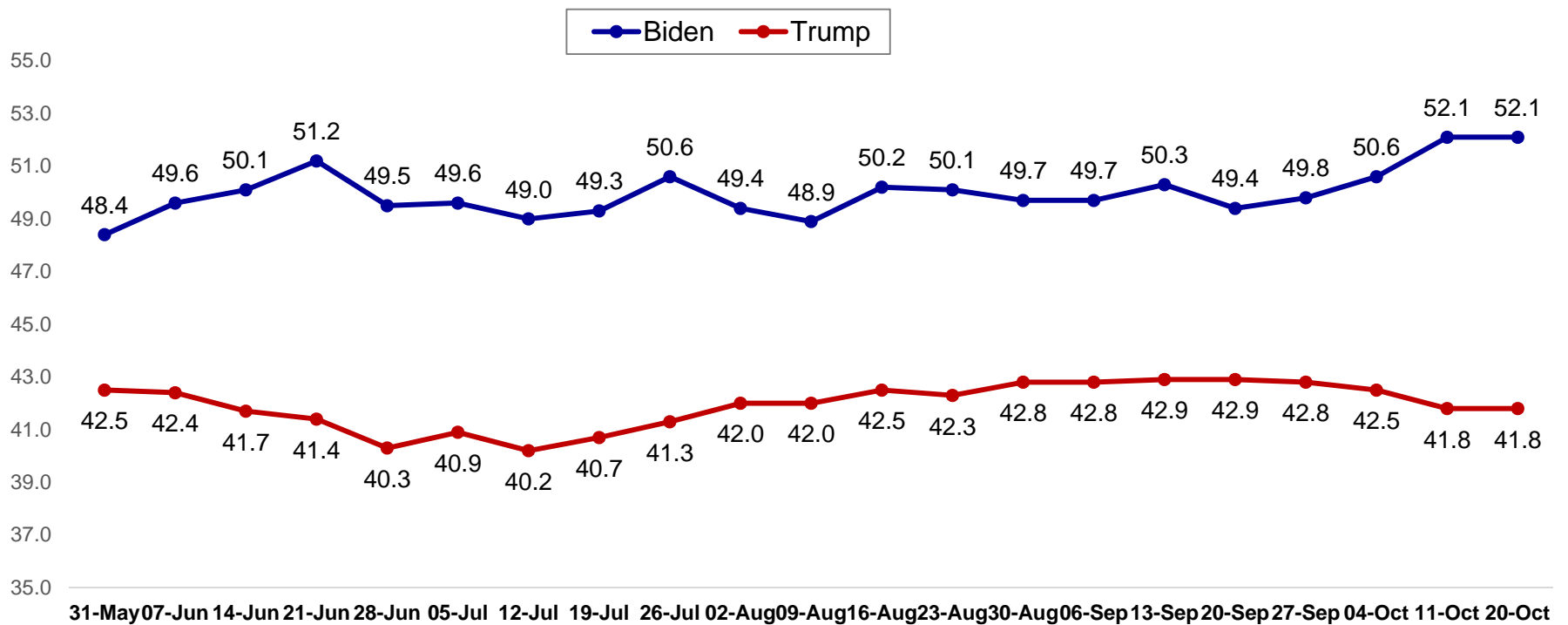
*1980 Data From The Roper Organization, February 1980

Assessing the 2020 Presidential Election – October 20, 2020



National polls show Biden's lead growing.

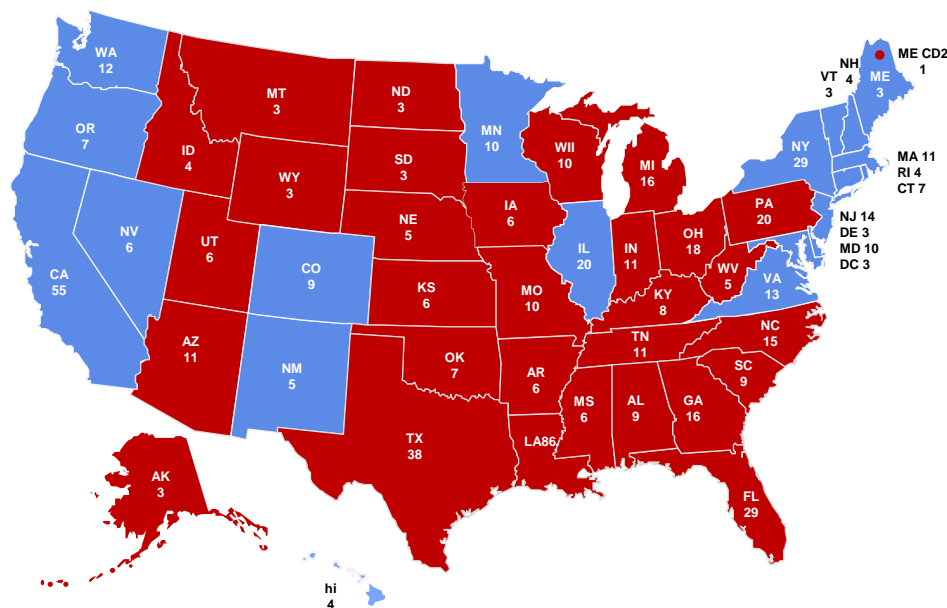
Real Clear Politics Poll Average - General Election 2020





Where the Race Will Be Decided: the battleground states of 2016 will be determinative in 2020.

270 to Win: Trump can lose 36 electoral votes & still win

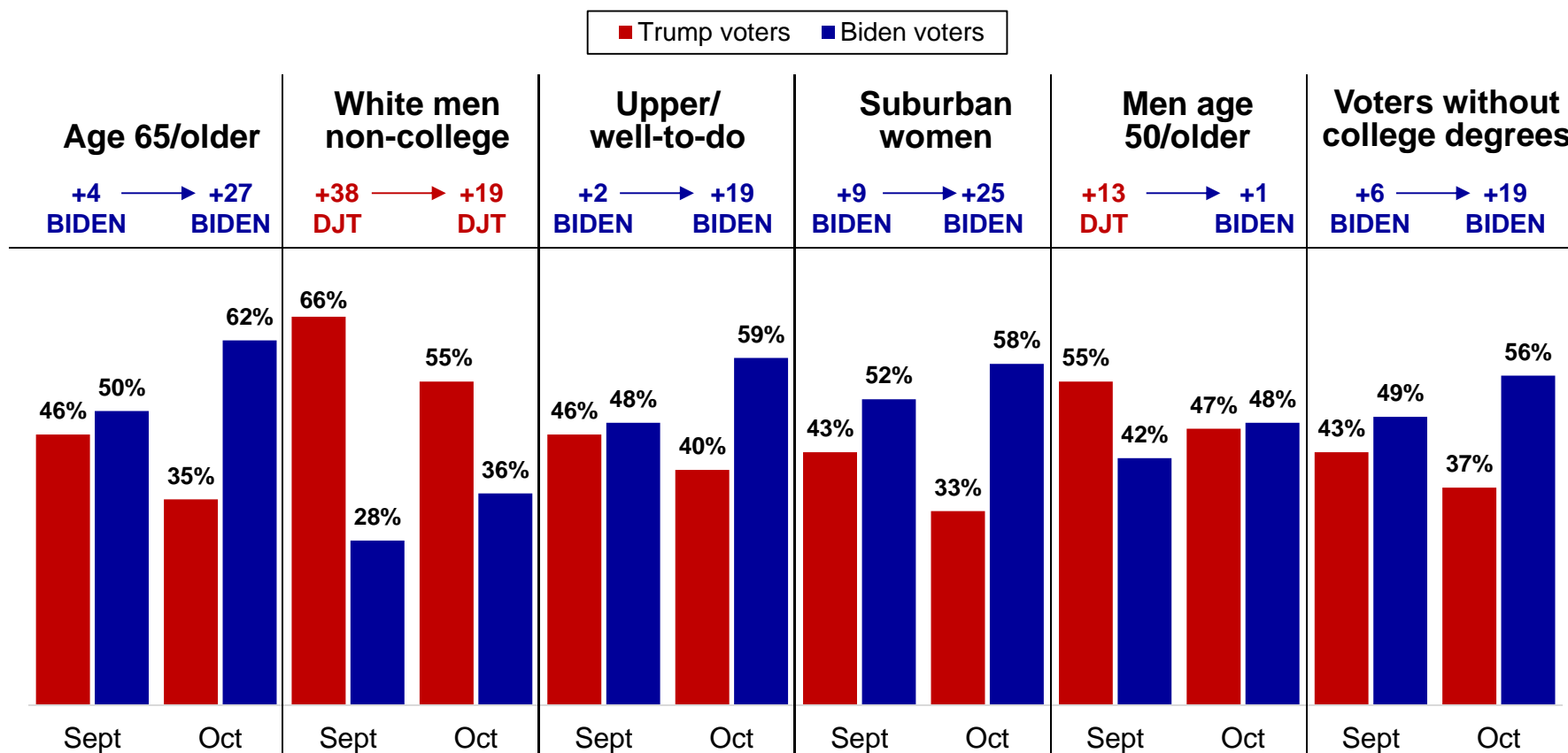


| STATE | NET Trump in 2016 | EVs | RCP* AVG as of 10/14 |
|-------|-------------------------|-----|----------------------------|
| ME | -2.96% | 3 | +12.8 |
| NV | -2.42% | 6 | +6.0 |
| MN | -1.52% | 10 | +9.0 |
| NH | -.37% | 4 | +8.7 |
| MI | .23% | 16 | +7.0 |
| PA | .72% | 20 | +7.1 |
| WI | .77% | 10 | +6.1 |
| FL | 1.20% | 29 | +3.7 |
| AZ | 3.55% | 11 | +2.7 |
| NC | 3.68% | 15 | +1.4 |

*538/Real Clear Politics average

Assessing the 2020 Presidential Election – October 20, 2020

Trump appears to be losing momentum among key voting blocs.

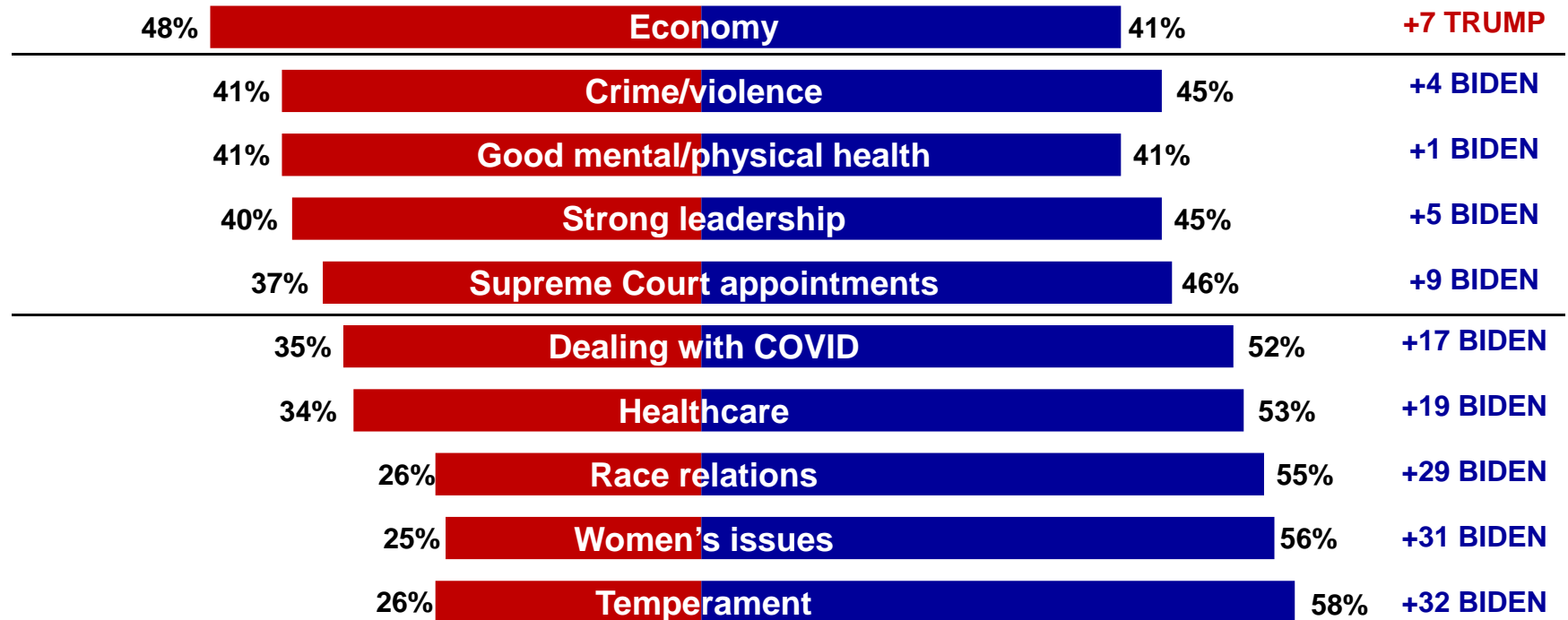


Data Source: NBC-WSJ poll, September-October 2020

Assessing the 2020 Presidential Election – October 20, 2020



Voters' Assessment of Trump & Biden on Top Issues



Data Source: NBC-WSJ poll, September-October 2020

Assessing the 2020 Presidential Election – October 20, 2020

Polarized America: Voters have different agendas for the country.

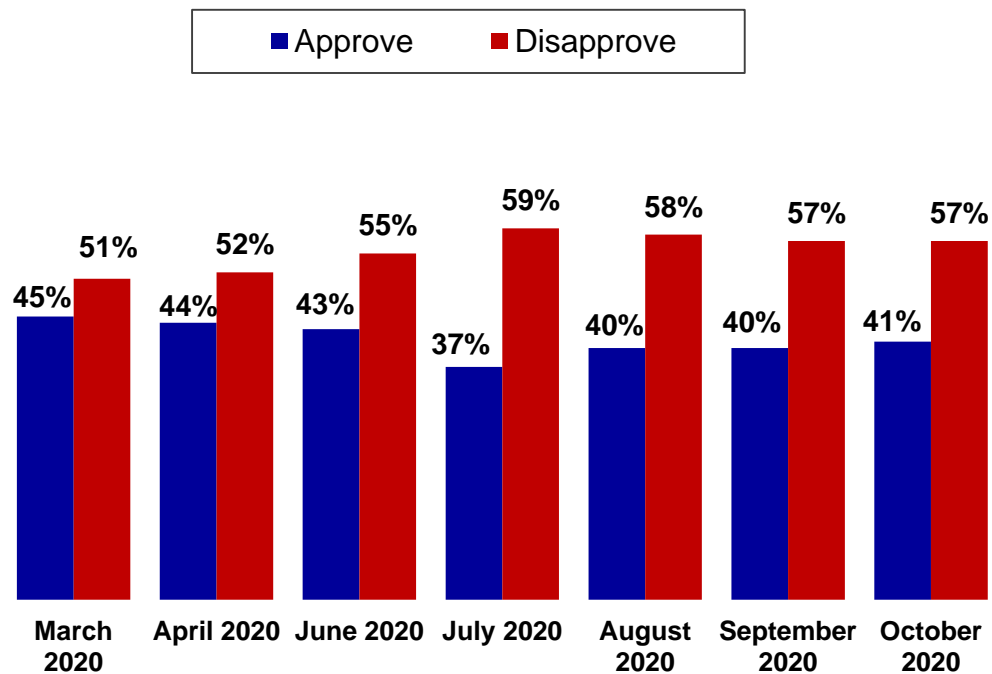
| <i>Top voting issue</i> | All voters | Trump voters | Biden voters |
|-------------------------|------------|--------------|--------------|
| The Economy | 44% | 68% | 23% |
| Healthcare | 29% | 16% | 38% |
| Coronavirus | 27% | 9% | 42% |
| Race Relations | 21% | 7% | 33% |
| Crime and Violence | 17% | 30% | 6% |
| Climate Change | 15% | 1% | 27% |
| Abortion | 11% | 18% | 6% |
| Immigration | 10% | 16% | 6% |
| Guns | 10% | 22% | 2% |

Data Source: NBC-WSJ poll, Mid-October 2020

Assessing the 2020 Presidential Election – October 20, 2020

Trump cannot afford for the election to center on coronavirus.

Trump's Handling of Coronavirus



Data Source: NBC-WSJ poll, Mid-October 2020

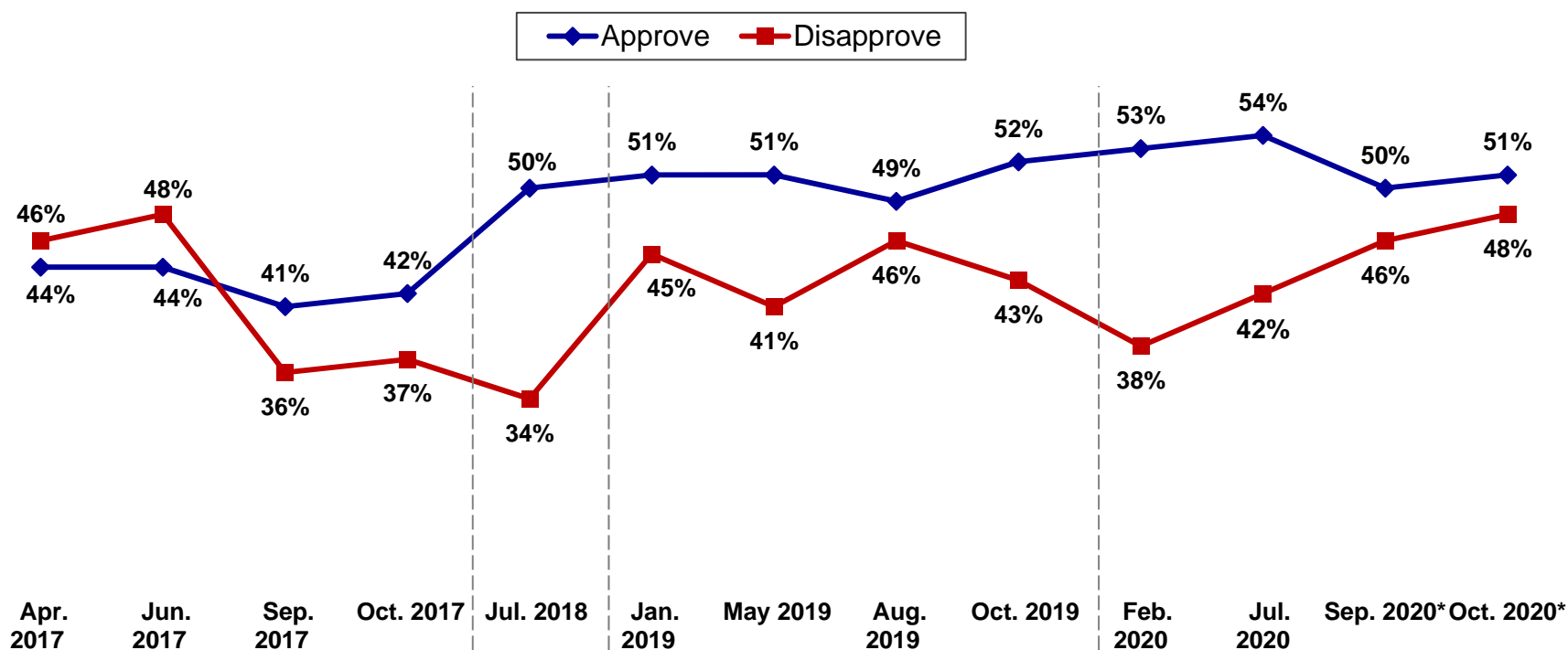
Assessing the 2020 Presidential Election – October 20, 2020

- Just 22% say the U.S. has coronavirus completely or mostly under control, 78% say it is somewhat or not at all under control.
- Almost half of voters (48%) say they don't trust at all what President Trump says about the coronavirus, just 19% trust him a great deal.

Data source: Washington Post poll, October 2020

Instead, a Trump victory depends on focusing on the economy.

Trump's Handling of the Economy



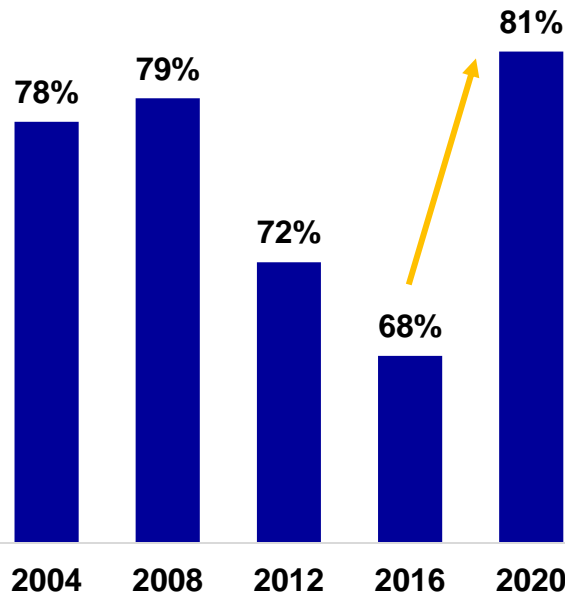
Data Source: NBC-WSJ poll, July 2020 *Real Clear Politics Poll Average: Trump Job Approval for Economy

Assessing the 2020 Presidential Election – October 20, 2020

Engagement & perceived consequences are at all-time highs.

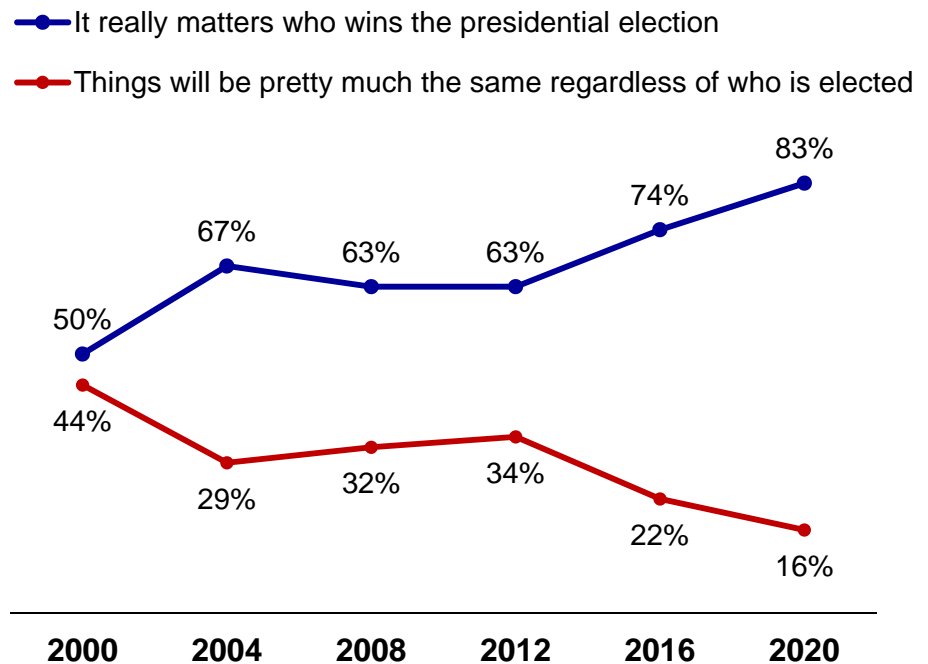
Interest in Election

*High Interest September/October
of Election Year**



Data Source: NBC-WSJ poll, September-October 2020

% of registered voters who say...



Data Source: Pew Research poll, July-August 2020

What to Expect on Election Night

- More than 28 million early votes have already been cast (5x more than were cast early in 2016).
- In swing states with party registration (e.g. FL, NC, Pa), preliminary counts show returns from Democrats outnumber Republicans by about 2:1. (But that is short of some Democrats' goals.)
- Some key states (e.g. Wisconsin, Pennsylvania) do not start counting absentee ballots until Election Day.

| Plan to Vote in Person on 11/3 | Plan to Vote in Person <i>Early</i> | Vote by Mail / Absentee |
|--|--|--|
| 33% of Voters | 21% of Voters | 39% of Voters |
| 50% of Trump supporters 20% of Biden supporters | 20% of Trump supporters 22% of Biden supporters | 25% of Trump supporters 51% of Biden supporters |
| TRUMP +32 | BIDEN +15 | BIDEN +42 |

Data Source: Pew Research poll, September-October 2020

As 2016 demonstrated, national polls are not determinative or predictive.

- State polls in key battleground states were scarce and often poor quality.
- Polls underestimated the turnout of white non-college-educated voters, especially in the Midwest.
- Undecided voters broke strongly for Trump in the final week of the campaign.
- The October surprise: The Comey letter
- There is an important difference between measuring and handicapping!

